




NSA Arc H2O FR Rainwear Kit - Type R Class 3



Specs

Product Code	<ul style="list-style-type: none"> • KITRLC3__ (Fluorescent Yellow) • KITRQC3__ (Fluorescent Orange)
Sizes	SM-3X Other sizes available upon request
Stock Colors	
Made To Order Colors	
Fabric / Material	PU Coated FR Cotton

Compliance

Arc Rating 9.8 cal/cm²

CAT Level CAT 2

ANSI Type / Class Type R Class 3

Standards

- NFPA 70E
- ANSI/ISEA 107 Type R Class 3
- ASTM F1891
- ASTM F2733
- CSA Z462
- OSHA 1910.269

Features

Features

- 2" FR silver reflective trim
- FR polyurethane (PU) moisture barrier
- Lightweight and stretchable comfort
- FR polyurethane is durable and flexible that will not become brittle as it ages
- Waterproof welded seams with reinforced stress points to provide durability
- Back ventilation system with FR mesh for increased airflow
- Contoured collar with tuck away attached hood
- Covered D-Ring opening access
- Covered zipper and snap closure
- FR hook and loop adjustable leg closures
- Adjustable cuffs and shoulder straps
- Heavy duty quick release suspender system
- FR fabric will not melt, drip, or ignite
- Made in the USA

Product Care

Product Care

- READ THE GARMENT LABEL AND LAUNDRY PER INSTRUCTIONS ON GARMENT LABEL.
- DO NOT Bleach.
- Wash/Laundering Instructions: Superficial dirt on the coating may be removed by wiping with a soft cloth moistened with warm, soapy water, then rinsed with plain water. More substantial dirt may need to be treated by wiping with alcohol, followed by warm water, then rinsed with plain water
- Drying: Air drying is preferred, but the product needs to be completely dried before storage to avoid possibly damaging the polyurethane coating.
- If contaminants cannot be removed after laundering, it is best to discontinue use of the garment.

Sizing Chart

Arc H20™ FR Rain Jacket (R30) / Trench Coat (R31) & FR Contractor Jacket (J30)			
Size	Chest	Sleeve Length*	Center Back Length
SM	34" - 37"	33.5"	R30 / J30 30.5" all sizes
MD	38" - 41"	34"	
LG	42" - 45"	34.5"	
XL	46" - 49"	35"	R31 48.5" all sizes
2X	50" - 53"	35.5"	
3X	54" - 57"	36"	

* Short: -3" off center back length & -1.5" off sleeve
 * Tall: +3" to center back length & +1.5" to sleeve

